

# *Authority Budget of:*

## *Parking Authority of the City of Trenton*

**State Filling Year**

**2020**

**APPROVED COPY**

*For the Period:*


*July 1, 2020*

*to*

*June 30, 2021*

[www.tpanj.com](http://www.tpanj.com)

Authority Web Address



NJ DEPARTMENT OF  
**Community Affairs**

*Division of Local Government Services*

# **2020 (2020-2021) AUTHORITY BUDGET**

## **Certification Section**

2020 (2020-2021)

**Parking Authority of the City of Trenton**

(Name)

**AUTHORITY BUDGET**

FISCAL YEAR: FROM JULY 1, 2020 TO JUNE 30, 2021

**For Division Use Only**

**CERTIFICATION OF APPROVED BUDGET**

*It is hereby certified that the approved Budget made a part hereof complies with the requirements of law and the rules and regulations of the Local Finance Board, and approval is given pursuant to N.J.S.A. 40A:5A-11.*

State of New Jersey  
Department of Community Affairs  
Director of the Division of Local Government Services

By: Paul D. Cwert CPA, RMA Date: 4/14/2021

**CERTIFICATION OF ADOPTED BUDGET**

*It is hereby certified that the adopted Budget made a part hereof has been compared with the approved Budget previously certified by the Division, and any amendments made thereto. This adopted Budget is certified with respect to such amendments and comparisons only.*

State of New Jersey  
Department of Community Affairs  
Director of the Division of Local Government Services

By: \_\_\_\_\_ Date: \_\_\_\_\_

# 2020 (2020-2021) PREPARER'S CERTIFICATION

## Parking Authority of the City of Trenton

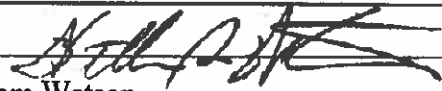
(Name)

### AUTHORITY BUDGET

FISCAL YEAR: FROM: July 1, 2020 TO: June 30, 2021

It is hereby certified that the Authority Budget, including both the Annual Budget and the Capital Budget/Program annexed hereto, represents the members of the governing body's resolve with respect to statute in that: all estimates of revenue are reasonable, accurate and correctly stated; all items of appropriation are properly set forth; and in itemization, form and content, the budget will permit the exercise of the comptroller function within the Authority.

It is further certified that all proposed budgeted amounts and totals are correct. Also, I hereby provide reasonable assurance that all assertions contained herein are accurate and all required schedules are completed and attached.

Preparer's Signature:			
Name:	William Watson		
Title:	Chairman		
Address:	16 E. Hanover Street Trenton, NJ 08608		
Phone Number:	609-393-3469	Fax Number:	609-393-2032
E-mail address	trentonparkingph@aol.com		

# 2020 (2020-2021) APPROVAL CERTIFICATION

## Parking Authority of the City of Trenton


(Name)

### AUTHORITY BUDGET

FISCAL YEAR: FROM: July 1, 2020 TO: June 30, 2021

It is hereby certified that the Authority Budget, including all schedules appended hereto, are a true copy of the Annual Budget and Capital Budget/Program approved by resolution by the governing body of the Parking Authority of the City of Trenton, at an open public meeting held pursuant to N.J.A.C. 5:31-2.3, on the 10th day of December, 2020.

It is further certified that the recorded vote appearing in the resolution represents not less than a majority of the full membership of the governing body thereof.

Officer's Signature:			
Name:	William Watson		
Title:	Chairman		
Address:	16 E. Hanover Street Trenton, NJ 08608		
Phone Number:	609-393-3469	Fax Number:	609-393-2032
E mail address	trentonparkingph@aol.com		

# INTERNET WEBSITE CERTIFICATION

Authority's Web Address: http://tpanj.com

All authorities shall maintain either an Internet website or a webpage on the municipality's or county's Internet website. The purpose of the website or webpage shall be to provide increased public access to the Authority's operations and activities. N.J.S.A. 40A:5A-17.1 requires the following items to be included on the Authority's website at a minimum for public disclosure. Check the boxes below to certify the Authority's compliance with N.J.S.A. 40A:5A-17.1.

- A description of the Authority's mission and responsibilities
- Budgets for the current fiscal year and immediately preceding two prior years
- The most recent Comprehensive Annual Financial Report (Unaudited) or similar financial information (Similar Information is such as PIE Charts, Bar Graphs etc. for such items as Revenues, Expenditures, and other information the Authority deems relevant to inform the public)
- The complete (All Pages) annual audits (Not the Audit Synopsis) of the most recent fiscal year and immediately two prior years
- The Authority's rules, regulations and official policy statements deemed relevant by the governing body of the authority to the interests of the residents within the authority's service area or jurisdiction
- Notice posted pursuant to the "Open Public Meetings Act" for each meeting of the Authority, setting forth the time, date, location and agenda of each meeting
- The approved minutes of each meeting of the Authority including all resolutions of the board and their committees; for at least three consecutive fiscal years
- The name, mailing address, electronic mail address and phone number of every person who exercises day-to-day supervision or management over some or all of the operations of the Authority
- A list of attorneys, advisors, consultants and any other person, firm, business, partnership, corporation or other organization which received any remuneration of \$17,500 or more during the preceding fiscal year for any service whatsoever rendered to the Authority.

It is hereby certified by the below authorized representative of the Authority that the Authority's website or webpage as identified above complies with the minimum statutory requirements of N.J.S.A. 40A:5A-17.1 as listed above. A check in each of the above boxes signifies compliance.

Name of Officer Certifying compliance

William Watson

Title of Officer Certifying compliance

Chairman

Signature



# 2020 (2020-2021) AUTHORITY BUDGET RESOLUTION

## Parking Authority of the City of Trenton

(Name)

**FISCAL YEAR: FROM: July 1, 2020 TO: June 30, 2021**

WHEREAS, the Annual Budget and Capital Budget for the Parking Authority of the City of Trenton for the fiscal year beginning, July 1, 2020 and ending, June 30, 2021 has been presented before the governing body of the Parking Authority of the City of Trenton at its open public meeting of January 28, 2021; and

WHEREAS, the Annual Budget as introduced reflects Total Revenues of \$3,268,000, Total Appropriations, including any Accumulated Deficit if any, of \$3,778,647 and Total Unrestricted Net Position utilized of \$510,647; and

WHEREAS, the Capital Budget as introduced reflects Total Capital Appropriations of \$75,000 and Total Unrestricted Net Position planned to be utilized as funding thereof, of \$0; and


WHEREAS, the schedule of rates, fees and other charges in effect will produce sufficient revenues, together with all other anticipated revenues to satisfy all obligations to the holders of bonds of the Authority, to meet operating expenses, capital outlays, debt service requirements, and to provide for such reserves, all as may be required by law, regulation or terms of contracts and agreements; and

WHEREAS, the Capital Budget/Program, pursuant to N.J.A.C. 5:31-2, does not confer any authorization to raise or expend funds; rather it is a document to be used as part of the said Authority's planning and management objectives. Specific authorization to expend funds for the purposes described in this section of the budget, must be granted elsewhere; by bond resolution, by a project financing agreement, by resolution appropriating funds from the Renewal and Replacement Reserve or other means provided by law.

NOW, THEREFORE BE IT RESOLVED, by the governing body of the governing body of the Parking Authority of the City of Trenton, at an open public meeting held on January 28, 2021 that the Annual Budget, including all related schedules, and the Capital Budget/Program of the Parking Authority of the City of Trenton for the fiscal year beginning, July 1, 2020 and ending, June 30, 2021 is hereby approved; and

BE IT FURTHER RESOLVED, that the anticipated revenues as reflected in the Annual Budget are of sufficient amount to meet all proposed expenditures/expenses and all covenants, terms and provisions as stipulated in the said Authority's outstanding debt obligations, capital lease arrangements, service contracts, and other pledged agreements; and

BE IT FURTHER RESOLVED, that the governing body of the Parking Authority of the City of Trenton will consider the Annual Budget and Capital Budget/Program for adoption on January 28, 2021.

  
(Secretary's Signature)

1/28/21  
(Date)

Governing Body Member:	Recorded Vote			
	Aye	Nay	Abstain	Absent
William Watson	X			
Andrew Worek	X			
Harry Reyes	X			
Anne Labate		X		
Evangeline Ugorji			X	
Scott Rice	X			
Samuel Tompoe	X			

# 2020 (2020-2021) ADOPTION CERTIFICATION

## Parking Authority of the City of Trenton

(Name)

### AUTHORITY BUDGET

FISCAL YEAR: FROM: July 1, 2020 TO: June 30, 2021

It is hereby certified that the Authority Budget and Capital Budget/Program annexed hereto is a true copy of the Budget adopted by the governing body of the Parking Authority of the City of Trenton, pursuant to N.J.A.C. 5:31-2.3, on the 10th day of December, 2020.

Officer's Signature:			
Name:	William Watson		
Title:	Chairman		
Address:	16 E. Hanover Street Trenton, NJ 08608		
Phone Number:	609-393-3469	Fax Number:	609-393-2032
E-mail address	trentonparkingph@aol.com		



# 2020 (2020-2021) ADOPTED BUDGET RESOLUTION

## Parking Authority of the City of Trenton

(Name)

**FISCAL YEAR:** FROM: July 1, 2020 TO: June 30, 2021

WHEREAS, the Annual Budget and Capital Budget/Program for the Parking Authority of the City of Trenton for the fiscal year beginning, July 1, 2020 and ending, June 30, 2021 has been presented for adoption before the governing body of the Parking Authority of the City of Trenton at its open public meeting of December 10, 2020; and

WHEREAS, the Annual Budget and Capital Budget as presented for adoption reflects each item of revenue and appropriation in the same amount and title as set forth in the introduced and approved budget, including all amendments thereto, if any, which have been approved by the Director of the Division of Local Government Services; and

WHEREAS, the Annual Budget as presented for adoption reflects Total Revenues of \$3,268,000, Total Appropriations, including any Accumulated Deficit, if any, of \$3,268,000 and Total Unrestricted Net Position utilized of \$510,647; and

WHEREAS, the Capital Budget as presented for adoption reflects Total Capital Appropriations of \$75,000 and Total Unrestricted Net Position planned to be utilized of \$0; and

NOW, THEREFORE BE IT RESOLVED, by the governing body of Parking Authority of the City of Trenton, at an open public meeting held on December 10, 2020 that the Annual Budget and Capital Budget/Program of the Parking Authority of the City of Trenton for the fiscal year beginning, July 1, 2020 and ending, June 30, 2021 is hereby adopted and shall constitute appropriations for the purposes stated; and

BE IT FURTHER RESOLVED, that the Annual Budget and Capital Budget/Program as presented for adoption reflects each item of revenue and appropriation in the same amount and title as set forth in the introduced and approved budget, including all amendments thereto, if any, which have been approved by the Director of the Division of Local Government Services.

(Secretary's Signature)

(Date)

Governing Body  
Member:

Recorded Vote

Aye

Nay

Abstain

Absent

William Watson  
Andrew Worek  
Harry Reyes  
Anne Labate  
Evangeline Ugorji  
Scott Rice  
Samuel Tompoc

**2020 (2020-2021) AUTHORITY BUDGET**

**Narrative and Information Section**

---

---

---

# 2020 (2020-2021) AUTHORITY BUDGET MESSAGE & ANALYSIS

## Parking Authority of the City of Trenton

(Name)

### AUTHORITY BUDGET

FISCAL YEAR: FROM: July 1, 2020 TO: June 30, 2021

*Answer all questions below. Attach additional pages and schedules as needed.*

1. Complete a brief statement on the 2020/2020-2021 proposed Annual Budget and make comparison to the 2019/2019-2020 adopted budget for each Revenues and Appropriations. Explain any variances over +/-10% (As shown on budget pages F-2 and F-4 explain the reason for changes for each revenue and appropriation changing more than 10%) for each individual revenue and appropriation line item. Explanations of variances should include a description of the reason for the increase/decrease in the budgeted line item, not just an indication of the amount and percent of the change. Attach any supporting documentation that will help to explain the reason for the increase/decrease in the budgeted line item.

*Parking revenue is projected to decrease from the prior year due to reduced daily or transient parking revenue as a result of COVID impacts. Interest Income was expected to decrease due to reduced funds held in interest bearing accounts compared to prior year. Insurance proceeds were not included in the current year budget as this was a one-time revenue related to a matter unique to the prior year.*

2. Describe the state of the local/regional economy and how it may impact the proposed Annual Budget, including the planned Capital Budget/Program. (Example Consider New Development projects such as Housing /Commercial projects impact on the Authorities expenses or revenues)

*Conditions in the regional economy are poor due to significant economic challenges in the region that are exacerbated by the ongoing impacts resulting from COVID-19. These factors have an adverse impact on the proposed annual budget in the form of reduced parking revenues from transient parkers. Historically transient parking can make up to 20% to 25% of annual parking revenue.*

3. Describe the reasons for utilizing Unrestricted Net Position in the proposed Annual Budget and or Capital Budget, i.e. rate stabilization, debt service reduction, to balance the budget, etc. If the Authority's budget anticipates a use of Unrestricted Net Position, this question must be answered.

*Net position utilized to balance the budget. The need is a result of reduced parking revenue due to impacts of COVID.*

4. Identify any sources of funds transferred to the County/Municipality as a budget subsidy or a shared service payments, pilot payments, or other types of contracts or agreements (Example to provide police services to the Authority etc. and explain the reason for the transfer (i.e.: to balance the County/Municipality budget, etc.).

*Not applicable.*

5. The proposed budget must not reflect an anticipated deficit from 2020(2020)-2021 operations. If there exists an accumulated deficit from prior years' budgets (and funding is included in the proposed budget as a result of a prior deficit) explain the funding plan to eliminate said deficit (N.J.S.A. 40A:5A-12). If the Authority has a net deficit reported in its most recent audit, it must provide a deficit reduction plan in response to this question. **(Prepare a response to deficits in most recent audit report pertaining to Deficits to Unrestricted Net Position caused by recording Pension and Post-Employment Benefits liabilities as required by GASB 68 and GASB 75) and similar types of deficits in the audit report. How would these deficits be funded?**

*FY 2021 operations are budgeted at a deficit due to the anticipation of reduced parking revenue that exceeds anticipated reductions and savings in operating expenses as a result of the impacts of COVID. The Authority anticipates the ability to maintain existing monthly and lease parking anticipated in FY 21, a return to pre-COVID levels of daily parking and lost monthly parkers at the increased parking rates (see #6 below) in FY 2022, and possibly refinancing debt service due in the upcoming April or October debt service payment due dates will be sufficient to refund the net position utilized in the FY 2021 budget.*

6. Attach a schedule of the Authority's existing rate structure (connection fees, parking fees, service charges, etc.) **if it has been changed since the prior year budget submission** and a schedule of the proposed rate structure for the upcoming fiscal year. Explain any proposed changes in the rate structure and attach the resolution approving the change in the rate structure, **if applicable**. (If no changes to fees or rates indicate (Answer as "Rates Are Staying the Same")

*See below for revised parking rates for FY 2021 and beyond.*

New Rates:

Monthly parking \$150.00 for all locations starting July 1, 2020

Warren/Merchant daily rate increased to \$12.00 flat rate

Liberty Commons/Lafayette:

\$7.00 up to 2 hrs

\$9.00 up to 4 hrs

\$12.00 up to 12 hrs

\$15.00 up to 24 hrs

## AUTHORITY CONTACT INFORMATION 2020 (2020-2021)

Please complete the following information regarding this Authority. All information requested below must be completed.

<b>Name of Authority:</b>	Parking Authority of the City of Trenton		
<b>Federal ID Number:</b>	21-6001429		
<b>Address:</b>	16 E. Hanover Street		
<b>City, State, Zip:</b>	Trenton	NJ	08608
<b>Phone: (ext.)</b>	609-393-3469	<b>Fax:</b>	609-393-2032

<b>Preparer's Name:</b>	William Watson (Chairman)		
<b>Preparer's Address:</b>	16 E. Hanover Street		
<b>City, State, Zip:</b>	Trenton	NJ	08608
<b>Phone: (ext.)</b>	609-393-3469	<b>Fax:</b>	609-393-2032
<b>E-mail:</b>	trentonparkingph@aol.com		

<b>Chief Executive Officer:</b>	KEJ Associates, LLC (Interim Executive Director)		
<b>Phone: (ext.)</b>	609-393-3469	<b>Fax:</b>	609-393-2032
<b>E-mail:</b>	pshawiiitpa@outlook.com		

<b>Chief Financial Officer:</b>	N/A		
<b>Phone: (ext.)</b>		<b>Fax:</b>	
<b>E-mail:</b>			

<b>Name of Auditor:</b>	Warren Broudy (Principal)		
<b>Name of Firm:</b>	Mercadien Group		
<b>Address:</b>	PO Box 7648		
<b>City, State, Zip:</b>	Princeton	NJ	08543
<b>Phone: (ext.)</b>	609-689-9700	<b>Fax:</b>	609-689-9720
<b>E-mail:</b>	wbroudy@mercadien.com		

# AUTHORITY INFORMATIONAL QUESTIONNAIRE

## Parking Authority of the City of Trenton

(Name)

FISCAL YEAR: FROM: July 1, 2020 TO: June 30, 2021

Answer all questions below completely and attach additional information as required.

- 1) Provide the number of individuals employed in (Use Most Recent W-3 Available 2018 or 2019) as reported on the Authority's Form W-3, Transmittal of Wage and Tax Statements: 20
- 2) Provide the amount of total salaries and wages as reported on the Authority's Form W-3, (Use Most Recent W-3 Available 2018 or 2019) Transmittal of Wage and Tax Statements: \$403,966.50
- 3) Provide the number of regular voting members of the governing body: 7 (Even if not all commissioners have been appointed (Total Commissioners are either 5 or 7 (Regional Authorities may have more than 7 members) per statute for your Authority)
- 4) Provide the number of alternate voting members of the governing body: 0 (Maximum is 2)
- 5) Did any person listed on Page N-4 have a family or business relationship with any other person listed on Page N-4 during the current fiscal year? No If "yes," attach a description of the relationship including the names of the individuals involved and their positions at the Authority.
- 6) Did all individuals that were required to file a Financial Disclosure Statement for the current fiscal year (Most Recent Filing that March 31, 2019 or 2020 deadline has passed 2019 or 2020) because of their relationship with the Authority file the form as required? (Checked to see if individuals actually filed at <http://www.state.nj.us/dca/divisions/dlgs/resources/fds.html> before answering) Yes If "no," provide a list of those individuals who failed to file a Financial Disclosure Statement and an explanation as to the reason for their failure to file.
- 7) Does the Authority have any amounts receivable from current or former commissioners, officers, key employees or highest compensated employees? No If "yes," attach a list of those individuals, their position, the amount receivable, and a description of the amount due to the Authority.
- 8) Was the Authority a party to a business transaction with one of the following parties:
  - a. A current or former commissioner, officer, key employee, or highest compensated employee? No
  - b. A family member of a current or former commissioner, officer, key employee, or highest compensated employee? No
  - c. An entity of which a current or former commissioner, officer, key employee, or highest compensated employee (or family member thereof) was an officer or direct or indirect owner? NoIf the answer to any of the above is "yes," attach a description of the transaction including the name of the commissioner, officer, key employee, or highest compensated employee (or family member thereof) of the Authority; the name of the entity and relationship to the individual or family member; the amount paid; and whether the transaction was subject to a competitive bid process.
- 9) Did the Authority during the most recent fiscal year pay premiums, directly or indirectly, on a personal benefit contract? A personal benefit contract is generally any life insurance, annuity, or endowment contract that benefits, directly or indirectly, the transferor, a member of the transferor's family, or any other person designated by the transferor. No If "yes," attach a description of the arrangement, the premiums paid, and indicate the beneficiary of the contract.
- 10) Explain the Authority's process for determining compensation for all persons listed on Page N-4. Include whether the Authority's process includes any of the following: 1) review and approval by the commissioners or a committee thereof; 2) study or survey of compensation data for comparable positions in similarly sized entities; 3) annual or periodic performance evaluation; 4) independent compensation consultant; and/or 5) written employment contract. Attach a narrative of your Authority's procedures for all individuals listed on Page N-4 (2 of 2). Not Applicable

- 11) Did the Authority pay for meals or catering during the current fiscal year? Yes – See Attached If “yes,” attach a detailed list of all meals and/or catering invoices for the current fiscal year and provide an explanation for each expenditure listed.
- 12) Did the Authority pay for travel expenses for any employee or individual listed on Page N-4? Yes – See Attached If “yes,” attach a detailed list of all travel expenses for the current fiscal year and provide an explanation for each expenditure listed.
- 13) Did the Authority provide any of the following to or for a person listed on Page N-4 or any other employee of the Authority?
- First class or charter travel No
  - Travel for companions No
  - Tax indemnification and gross-up payments No
  - Discretionary spending account No
  - Housing allowance or residence for personal use No
  - Payments for business use of personal residence No
  - Vehicle/auto allowance or vehicle for personal use No
  - Health or social club dues or initiation fees No
  - Personal services (i.e.: maid, chauffeur, chef) No
- If the answer to any of the above is “yes,” attach a description of the transaction including the name and position of the individual and the amount expended.
- 14) Did the Authority follow a written policy regarding payment or reimbursement for expenses incurred by employees and/or commissioners during the course of Authority business and does that policy require substantiation of expenses through receipts or invoices prior to reimbursement? Yes If “no,” attach an explanation of the Authority’s process for reimbursing employees and commissioners for expenses. (If your authority does not allow for reimbursements indicate that in answer)
- 15) Did the Authority make any payments to current or former commissioners or employees for severance or termination? No If “yes,” attach explanation including amount paid.
- 16) Did the Authority make any payments to current or former commissioners or employees that were contingent upon the performance of the Authority or that were considered discretionary bonuses? No If “yes,” attach explanation including amount paid.
- 17) Did the Authority comply with its Continuing Disclosure Agreements for all debt issuances outstanding by submitting its audited annual financial statements, annual operating data, and notice of material events to the Municipal Securities Rulemaking Board’s Electronic Municipal Marketplace Access (EMMA) as required? Yes If “no,” attach a description of the Authority’s plan to ensure compliance with its Continuing Disclosure Agreements in the future. (If no bonded Debt answer is Not Applicable). (New Jersey Infrastructure Trust Loans are not bonded debt of an Authority)
- 18) Did the Authority receive any notices from the Department of Environmental Protection or any other entity regarding maintenance or repairs required to the Authority’s systems to bring them into compliance with current regulations and standards that it has not yet taken action to remediate? No If “yes,” attach explanation as to why the Authority has not yet undertaken the required maintenance or repairs and describe the Authority’s plan to address the conditions identified.
- 19) Did the Authority receive any notices of fines or assessments from the Department of Environmental Protection or any other entity due to noncompliance with current regulations (i.e.: sewer overflow, etc.)? No If “yes,” attach a description of the event or condition that resulted in the fine or assessment and indicate the amount of the fine or assessment.

## **Policy for Commissioners Travel Expenses:**

The Parking Authority of the City of Trenton Commissioners are allotted the following expense allowance per Parking Conference:

Within New Jersey: \$50.00 per day

Outside of New Jersey: \$100.000 per day



**AUTHORITY SCHEDULE OF COMMISSIONERS, OFFICERS, KEY EMPLOYEES,  
HIGHEST COMPENSATED EMPLOYEES AND INDEPENDENT CONTRACTORS**

**Parking Authority of the City of Trenton**

(Name)

**FISCAL YEAR: FROM: July 1, 2020 TO: June 30, 2021**

*Complete the attached table for all persons required to be listed per #1-4 below.*

- 1) List all of the Authority's current commissioners and officers and amount of compensation from the Authority and any other public entities as defined below. Enter zero if no compensation was paid.
- 2) List all of the Authority's key employees and highest compensated employees other than a commissioner or officer as defined below and amount of compensation from the Authority and any other public entities.
- 3) List all of the Authority's former officers, key employees and highest compensated employees who received more than \$100,000 in reportable compensation from the Authority and any other public entities during the most recent fiscal year completed.
- 4) List all of the Authority's former commissioners who received more than \$10,000 in reportable compensation from the Authority and any other public entities during the most recent fiscal year completed.

**Commissioner:** A member of the governing body of the authority with voting rights. Include alternates for purposes of this schedule.

**Officer:** A person elected or appointed to manage the authority's daily operations at any time during the year, such as the chairperson, vice-chairperson, secretary, or treasurer. For the purposes of this schedule, treat the authority's top management official and top financial official as officers. A member of the governing body may be both a commissioner and an officer for the purposes of this schedule.

**Key employee:** An employee or independent contractor of the authority (other than a commissioner or officer) who meets both of the following criteria:

- a) The individual received reportable compensation from the authority and other public entities in excess of \$150,000 for the most recent fiscal year completed; and
- b) The individual has responsibilities or influence over the authority as a whole or has power to control or determine 10% or more of the authority's capital expenditures or operating budget.

**Highest compensated employee:** One of the five highest compensated employees or independent contractors of the authority other than current commissioners, officers, or key employees whose aggregate reportable compensation from the authority and other public entities is greater than \$100,000 for the most recent fiscal year completed.

**Compensation:** All forms of cash and non-cash payments or benefits provided in exchange for services, including salaries and wages, bonuses, severance payments, deferred payments, retirement benefits, fringe benefits, and other financial arrangements or transactions such as personal vehicles, meals, housing, personal and family education benefits, below-market loans, payment of personal or family travel, entertainment, and personal use of the Authority's property. Compensation includes payments and other benefits provided to both employees and independent contractors in exchange for services.

**Reportable compensation:** (Use the Most Recent W-2 available 2019 or 2020. The aggregate compensation that is reported (or is required to be reported) on Form W-2, box 1 or 5, whichever amount is greater, and/or Form 1099-MISC, box 7, for the most recent calendar year ended 60 days before the start of the proposed budget year. For example, for fiscal years ending December 31, 2020, the most recent W-2 and 1099 should be used 2019 or 2018 (60 days prior to start of budget year is November 1, 2019, with 2018 being the most recent calendar year ended), and for fiscal years ending June 30, 2021, the calendar year 2019 W-2 and 1099 should be used (60 days prior to start of budget year is May 1, 2019, with 2019 being the most recent calendar year ended).

**Other Public Entity:** Any municipality, county, local authority, fire district, or other government unit, regardless of whether it is related in any way to the Authority either by function or by physical location.



# Schedule of Health Benefits - Detailed Cost Analysis

Parking Authority of the City of Trenton  
 For the Period July 1, 2020 to June 30, 2021

If Not Applicable X this box Below

	# of Covered Members (Medical & Rx)		Annual Cost Estimate per Employee Proposed		Total Cost Estimate Proposed Budget	# of Covered Members (Medical & Rx) Current Year	Annual Cost per Employee Current Year	Total Prior year Year Cost	\$ Increase (Decrease)	% Increase (Decrease)
	Proposed Budget	Employee Proposed Budget	Employee Proposed Budget	Employee Proposed Budget						
<b>Active Employees - Health Benefits - Annual Cost</b>										
Single Coverage	4	11,358	45,412	2	11,878	23,756	21,655	91.2%		
Parent & Child	2	20,409	40,819	2	21,312	42,624	(1,805)	-4.2%		
Employee & Spouse (or Partner)	0	-	-	0	-	-	-	#DIV/0!		
Family	1	31,689	31,689	1	33,155	33,155	(1,466)	-4.4%		
Employee Cost Sharing Contribution (enter as negative -)								#DIV/0!		
Subtotal	7		117,920	5		99,536	18,385	18.5%		
<b>Commissioners - Health Benefits - Annual Cost</b>										
Single Coverage	0	-	-	0	-	-	-	#DIV/0!		
Parent & Child	0	-	-	0	-	-	-	#DIV/0!		
Employee & Spouse (or Partner)	0	-	-	0	-	-	-	#DIV/0!		
Family	0	-	-	0	-	-	-	#DIV/0!		
Employee Cost Sharing Contribution (enter as negative -)								#DIV/0!		
Subtotal	0			0				#DIV/0!		
<b>Retirees - Health Benefits - Annual Cost</b>										
Single Coverage	1	3,954	3,954	1	3,956	3,956	(42)	-1.0%		
Parent & Child	0	-	-	0	-	-	-	#DIV/0!		
Employee & Spouse (or Partner)	1	7,909	7,909	1	7,952	7,952	(83)	-1.0%		
Family	0	-	-	0	-	-	-	#DIV/0!		
Employee Cost Sharing Contribution (enter as negative -)								#DIV/0!		
Subtotal	2		11,863	2		11,988	(125)	-1.0%		
<b>GRAND TOTAL</b>	<b>9</b>		<b>\$129,783</b>	<b>7</b>		<b>\$ 111,524</b>	<b>\$ 18,260</b>	<b>16.4%</b>		

Is medical coverage provided by the SHBP (Yes or No)? (Place Answer in Box)  Yes  No  
 Is prescription drug coverage provided by the SHBP (Yes or No)? (Place Answer in Box)  Yes  No

Note: Remember to Enter an amount in rows for Employee Cost Sharing.







# SUMMARY

Parking Authority of the City of Trenton  
 For the Period July 1, 2020 to June 30, 2021

	FY 2021 Proposed Budget				FY 2020 Adopted Budget		\$ Increase (Decrease) Proposed vs. Adopted	% Increase (Decrease) Proposed vs. Adopted
	Parking Utility	N/A	N/A	N/A	Total All Operations	Total All Operations		
<b>REVENUES</b>								
Total Operating Revenues	\$ 3,100,000	\$ -	\$ -	\$ -	\$ 3,100,000	\$ 3,995,000	\$ (\$895,000)	-22.4%
Total Non-Operating Revenues	168,000	-	-	-	168,000	458,000	(290,000)	-63.3%
Total Anticipated Revenues	3,268,000	-	-	-	3,268,000	4,453,000	(1,185,000)	-26.6%
<b>APPROPRIATIONS</b>								
Total Administration	-	-	-	-	-	-	-	HDIV/0!
Total Cost of Providing Services	1,396,100	-	-	-	1,396,100	1,396,500	(400)	0.0%
Total Principal Payments on Debt Service in Lieu of Depreciation	1,640,000	-	-	-	1,640,000	1,605,000	35,000	2.2%
Total Operating Appropriations	3,036,100	-	-	-	3,036,100	3,001,500	34,600	1.2%
Total Interest Payments on Debt	742,547	-	-	-	742,547	797,158	(54,611)	-6.5%
Total Other Non-Operating Appropriations	-	-	-	-	-	-	-	HDIV/0!
Total Non-Operating Appropriations	742,547	-	-	-	742,547	797,158	(54,611)	-6.5%
Accumulated Deficit	-	-	-	-	-	-	-	HDIV/0!
Total Appropriations and Accumulated Deficit	3,778,647	-	-	-	3,778,647	3,798,658	(20,011)	-0.5%
Less: Total Unrestricted Net Position Utilized	510,647	-	-	-	510,647	-	510,647	HDIV/0!
Net Total Appropriations	3,268,000	-	-	-	3,268,000	3,798,658	(530,658)	-14.0%
<b>ANTICIPATED SURPLUS (DEFICIT)</b>	\$ -	\$ -	\$ -	\$ -	\$ -	\$ 654,342	\$ (654,342)	-100.0%

## Revenue Schedule

Parking Authority of the City of Trenton

For the Period July 1, 2020 to June 30, 2021

	<b>FY 2021 Proposed Budget</b>						Total All Operations	FY 2020 Adopted Budget	\$ Increase (Decrease) Proposed vs. Adopted	% Increase (Decrease) Proposed vs. Adopted
	Parking Utility	N/A	N/A	N/A	N/A	N/A		Total All Operations	All Operations	All Operations
<b>OPERATING REVENUES</b>										
<i>Service Charges</i>										
Residential	-	-	-	-	-	\$ -	\$ -	\$ -	#DIV/0!	
Business/Commercial	-	-	-	-	-	-	-	-	#DIV/0!	
Industrial	-	-	-	-	-	-	-	-	#DIV/0!	
Intergovernmental	-	-	-	-	-	-	-	-	#DIV/0!	
Other	-	-	-	-	-	-	-	-	#DIV/0!	
<b>Total Service Charges</b>	-	-	-	-	-	-	-	-	#DIV/0!	
<i>Connection Fees</i>										
Residential	-	-	-	-	-	-	-	-	#DIV/0!	
Business/Commercial	-	-	-	-	-	-	-	-	#DIV/0!	
Industrial	-	-	-	-	-	-	-	-	#DIV/0!	
Intergovernmental	-	-	-	-	-	-	-	-	#DIV/0!	
Other	-	-	-	-	-	-	-	-	#DIV/0!	
<b>Total Connection Fees</b>	-	-	-	-	-	-	-	-	#DIV/0!	
<i>Parking Fees</i>										
Meters	-	-	-	-	-	-	-	-	#DIV/0!	
Permits	-	-	-	-	-	-	-	-	#DIV/0!	
Fines/Penalties	-	-	-	-	-	-	-	-	#DIV/0!	
Other	3,100,000	-	-	-	-	3,100,000	3,995,000	(895,000)	-22.4%	
<b>Total Parking Fees</b>	3,100,000	-	-	-	-	3,100,000	3,995,000	(895,000)	-22.4%	
<i>Other Operating Revenues (List)</i>										
Type In (Grant, Other Rev)	-	-	-	-	-	-	-	-	#DIV/0!	
Type In (Grant, Other Rev)	-	-	-	-	-	-	-	-	#DIV/0!	
Type In (Grant, Other Rev)	-	-	-	-	-	-	-	-	#DIV/0!	
Type In (Grant, Other Rev)	-	-	-	-	-	-	-	-	#DIV/0!	
Type In (Grant, Other Rev)	-	-	-	-	-	-	-	-	#DIV/0!	
Type In (Grant, Other Rev)	-	-	-	-	-	-	-	-	#DIV/0!	
Type In (Grant, Other Rev)	-	-	-	-	-	-	-	-	#DIV/0!	
Type In (Grant, Other Rev)	-	-	-	-	-	-	-	-	#DIV/0!	
Type In (Grant, Other Rev)	-	-	-	-	-	-	-	-	#DIV/0!	
Type In (Grant, Other Rev)	-	-	-	-	-	-	-	-	#DIV/0!	
Type In (Grant, Other Rev)	-	-	-	-	-	-	-	-	#DIV/0!	
<b>Total Other Revenue</b>	-	-	-	-	-	-	-	-	#DIV/0!	
<b>Total Operating Revenues</b>	3,100,000	-	-	-	-	3,100,000	3,995,000	(895,000)	-22.4%	
<b>NON-OPERATING REVENUES</b>										
<i>Other Non-Operating Revenues (List)</i>										
Rental Income	28,000	-	-	-	-	28,000	28,000	-	0.0%	
Type In	-	-	-	-	-	-	230,000	(230,000)	-100.0%	
Type In	-	-	-	-	-	-	-	-	#DIV/0!	
Type In	-	-	-	-	-	-	-	-	#DIV/0!	
Type In	-	-	-	-	-	-	-	-	#DIV/0!	
Type In	-	-	-	-	-	-	-	-	#DIV/0!	
<b>Total Other Non-Operating Revenue</b>	28,000	-	-	-	-	28,000	258,000	(230,000)	-89.1%	
<i>Interest on Investments &amp; Deposits (List)</i>										
Interest Earned	140,000	-	-	-	-	140,000	200,000	(60,000)	-30.0%	
Penalties	-	-	-	-	-	-	-	-	#DIV/0!	
Other	-	-	-	-	-	-	-	-	#DIV/0!	
<b>Total Interest</b>	140,000	-	-	-	-	140,000	200,000	(60,000)	-30.0%	
<b>Total Non-Operating Revenues</b>	168,000	-	-	-	-	168,000	458,000	(290,000)	-63.3%	
<b>TOTAL ANTICIPATED REVENUES</b>	\$ 3,268,000	\$ -	\$ -	\$ -	\$ -	\$ 3,268,000	\$ 4,453,000	\$ (1,185,000)	-26.6%	



# Prior Year Adopted Revenue Schedule

## Parking Authority of the City of Trenton

*FY 2020 Adopted Budget*

	Parking Utility	N/A	N/A	N/A	N/A	N/A	Total All Operations
<b>OPERATING REVENUES</b>							
<i>Service Charges</i>							
Residential	-	-	-	-	-	-	\$ -
Business/Commercial	-	-	-	-	-	-	-
Industrial	-	-	-	-	-	-	-
Intergovernmental	-	-	-	-	-	-	-
Other	-	-	-	-	-	-	-
<b>Total Service Charges</b>	-	-	-	-	-	-	-
<i>Connection Fees</i>							
Residential	-	-	-	-	-	-	-
Business/Commercial	-	-	-	-	-	-	-
Industrial	-	-	-	-	-	-	-
Intergovernmental	-	-	-	-	-	-	-
Other	-	-	-	-	-	-	-
<b>Total Connection Fees</b>	-	-	-	-	-	-	-
<i>Parking Fees</i>							
Meters	-	-	-	-	-	-	-
Permits	-	-	-	-	-	-	-
Fines/Penalties	-	-	-	-	-	-	-
Other	3,995,000	-	-	-	-	-	3,995,000
<b>Total Parking Fees</b>	3,995,000	-	-	-	-	-	3,995,000
<i>Other Operating Revenues (List)</i>							
Type in (Grant, Other Rev)	-	-	-	-	-	-	-
Type in (Grant, Other Rev)	-	-	-	-	-	-	-
Type in (Grant, Other Rev)	-	-	-	-	-	-	-
Type in (Grant, Other Rev)	-	-	-	-	-	-	-
Type in (Grant, Other Rev)	-	-	-	-	-	-	-
Type in (Grant, Other Rev)	-	-	-	-	-	-	-
Type in (Grant, Other Rev)	-	-	-	-	-	-	-
Type in (Grant, Other Rev)	-	-	-	-	-	-	-
Type in (Grant, Other Rev)	-	-	-	-	-	-	-
Type in (Grant, Other Rev)	-	-	-	-	-	-	-
Type in (Grant, Other Rev)	-	-	-	-	-	-	-
<b>Total Other Revenue</b>	-	-	-	-	-	-	-
<b>Total Operating Revenues</b>	3,995,000	-	-	-	-	-	3,995,000
<b>NON-OPERATING REVENUES</b>							
<i>Other Non-Operating Revenues (List)</i>							
Rental Income	28,000	-	-	-	-	-	28,000
Insurance Proceeds	230,000	-	-	-	-	-	230,000
Type in	-	-	-	-	-	-	-
Type in	-	-	-	-	-	-	-
Type in	-	-	-	-	-	-	-
Type in	-	-	-	-	-	-	-
<b>Other Non-Operating Revenues</b>	258,000	-	-	-	-	-	258,000
<i>Interest on Investments &amp; Deposits</i>							
Interest Earned	200,000	-	-	-	-	-	200,000
Penalties	-	-	-	-	-	-	-
Other	-	-	-	-	-	-	-
<b>Total Interest</b>	200,000	-	-	-	-	-	200,000
<b>Total Non-Operating Revenues</b>	458,000	-	-	-	-	-	458,000
<b>TOTAL ANTICIPATED REVENUES</b>	\$ 4,453,000	\$ -	\$ -	\$ -	\$ -	\$ -	\$ 4,453,000

## Appropriations Schedule

Parking Authority of the City of Trenton  
For the Period July 1, 2020 to June 30, 2021

	<b>FY 2021 Proposed Budget</b>						<b>Total All</b>	<b>FY 2020 Adopted</b>	<b>\$ Increase</b>	<b>% Increase</b>
	Parking Utility	N/A	N/A	N/A	N/A	N/A	<b>Operations</b>	<b>Budget</b>	<b>(Decrease)</b>	<b>(Decrease)</b>
							<b>Total All</b>	<b>Proposed vs.</b>	<b>Proposed vs.</b>	<b>Proposed vs.</b>
							<b>Operations</b>	<b>All Operations</b>	<b>All Operations</b>	<b>All Operations</b>
<b>OPERATING APPROPRIATIONS</b>										
<i>Administration - Personnel</i>										
Salary & Wages	\$ -	\$ -	\$ -	\$ -	\$ -	\$ -	\$ -	\$ -	\$ -	#DIV/0!
Fringe Benefits	-	-	-	-	-	-	-	-	-	#DIV/0!
Total Administration - Personnel	-	-	-	-	-	-	-	-	-	#DIV/0!
<i>Administration - Other (List)</i>										
Type In Description	-	-	-	-	-	-	-	-	-	#DIV/0!
Type In Description	-	-	-	-	-	-	-	-	-	#DIV/0!
Type In Description	-	-	-	-	-	-	-	-	-	#DIV/0!
Type In Description	-	-	-	-	-	-	-	-	-	#DIV/0!
Miscellaneous Administration*	-	-	-	-	-	-	-	-	-	#DIV/0!
Total Administration - Other	-	-	-	-	-	-	-	-	-	#DIV/0!
Total Administration	-	-	-	-	-	-	-	-	-	#DIV/0!
<i>Cost of Providing Services - Personnel</i>										
Salary & Wages	385,000	-	-	-	-	-	385,000	376,000	9,000	2.4%
Fringe Benefits	150,000	-	-	-	-	-	150,000	145,000	5,000	3.4%
Total COPS - Personnel	535,000	-	-	-	-	-	535,000	521,000	14,000	2.7%
<i>Cost of Providing Services - Other (List)</i>										
See Attached Detail Schedule	861,100	-	-	-	-	-	861,100	875,500	(14,400)	1.6%
Type In Description	-	-	-	-	-	-	-	-	-	#DIV/0!
Type In Description	-	-	-	-	-	-	-	-	-	#DIV/0!
Type In Description	-	-	-	-	-	-	-	-	-	#DIV/0!
Miscellaneous COPS*	-	-	-	-	-	-	-	-	-	#DIV/0!
Total COPS - Other	861,100	-	-	-	-	-	861,100	875,500	(14,400)	-1.6%
Total Cost of Providing Services	1,396,100	-	-	-	-	-	1,396,100	1,396,500	(400)	0.0%
Total Principal Payments on Debt Service In Lieu of Depreciation	1,640,000	-	-	-	-	-	1,640,000	1,605,000	35,000	2.2%
Total Operating Appropriations	3,036,100	-	-	-	-	-	3,036,100	3,001,500	34,600	1.2%
<b>NON-OPERATING APPROPRIATIONS</b>										
Total Interest Payments on Debt	742,547	-	-	-	-	-	742,547	797,158	(54,611)	-5.9%
Operations & Maintenance Reserve	-	-	-	-	-	-	-	-	-	#DIV/0!
Renewal & Replacement Reserve	-	-	-	-	-	-	-	-	-	#DIV/0!
Municipality/County Appropriation	-	-	-	-	-	-	-	-	-	#DIV/0!
Other Reserves	-	-	-	-	-	-	-	-	-	#DIV/0!
Total Non-Operating Appropriations	742,547	-	-	-	-	-	742,547	797,158	(54,611)	-6.9%
<b>TOTAL APPROPRIATIONS</b>	<b>3,778,647</b>	-	-	-	-	-	<b>3,778,647</b>	<b>3,798,658</b>	<b>(20,011)</b>	<b>-0.5%</b>
<b>ACCUMULATED DEFICIT</b>										
<b>TOTAL APPROPRIATIONS &amp; ACCUMULATED DEFICIT</b>	<b>3,778,647</b>	-	-	-	-	-	<b>3,778,647</b>	<b>3,798,658</b>	<b>(20,011)</b>	<b>-0.5%</b>
<b>UNRESTRICTED NET POSITION UTILIZED</b>										
Municipality/County Appropriation	-	-	-	-	-	-	-	-	-	#DIV/0!
Other	510,647	-	-	-	-	-	510,647	-	510,647	#DIV/0!
Total Unrestricted Net Position Utilized	510,647	-	-	-	-	-	510,647	-	510,647	#DIV/0!
<b>TOTAL NET APPROPRIATIONS</b>	<b>\$ 2,268,000</b>	<b>\$ -</b>	<b>\$ -</b>	<b>\$ -</b>	<b>\$ -</b>	<b>\$ -</b>	<b>\$ 2,268,000</b>	<b>\$ 2,708,658</b>	<b>\$ (520,658)</b>	<b>-14.0%</b>

\* Miscellaneous line items may not exceed 5% of total operating appropriations shown below. If amount in miscellaneous is greater than the amount shown below, then the line item must be itemized above.  
5% of Total Operating Appropriations \$ 151,805.00

# Prior Year Adopted Appropriations Schedule

Parking Authority of the City of Trenton

FY 2020 Adopted Budget

	Parking Utility	N/A	N/A	N/A	N/A	N/A	Total All Operations
<b>OPERATING APPROPRIATIONS</b>							
<i>Administration - Personnel</i>							
Salary & Wages	\$ -	\$ -	\$ -	\$ -	\$ -	\$ -	\$ -
Fringe Benefits	-	-	-	-	-	-	-
Total Administration - Personnel	-	-	-	-	-	-	-
<i>Administration - Other (List)</i>							
Type In Description	-	-	-	-	-	-	-
Type In Description	-	-	-	-	-	-	-
Type In Description	-	-	-	-	-	-	-
Type In Description	-	-	-	-	-	-	-
Miscellaneous Administration*	-	-	-	-	-	-	-
Total Administration - Other	-	-	-	-	-	-	-
Total Administration	-	-	-	-	-	-	-
<i>Cost of Providing Services - Personnel</i>							
Salary & Wages	376,000	-	-	-	-	-	376,000
Fringe Benefits	145,000	-	-	-	-	-	145,000
Total COPS - Personnel	521,000	-	-	-	-	-	521,000
<i>Cost of Providing Services - Other (List)</i>							
See Attached Detail Schedule	875,500	-	-	-	-	-	875,500
Type In Description	-	-	-	-	-	-	-
Type In Description	-	-	-	-	-	-	-
Type In Description	-	-	-	-	-	-	-
Miscellaneous COPS*	-	-	-	-	-	-	-
Total COPS - Other	875,500	-	-	-	-	-	875,500
Total Cost of Providing Services	1,396,500	-	-	-	-	-	1,396,500
Total Principal Payments on Debt Service in Lieu of Depreciation	1,605,000	-	-	-	-	-	1,605,000
Total Operating Appropriations	3,001,500	-	-	-	-	-	3,001,500
<b>NON-OPERATING APPROPRIATIONS</b>							
Total Interest Payments on Debt	797,158	-	-	-	-	-	797,158
Operations & Maintenance Reserve	-	-	-	-	-	-	-
Renewal & Replacement Reserve	-	-	-	-	-	-	-
Municipality/County Appropriation	-	-	-	-	-	-	-
Other Reserves	-	-	-	-	-	-	-
Total Non-Operating Appropriations	797,158	-	-	-	-	-	797,158
<b>TOTAL APPROPRIATIONS</b>	<b>3,798,658</b>	-	-	-	-	-	<b>3,798,658</b>
<b>ACCUMULATED DEFICIT</b>							
<b>TOTAL APPROPRIATIONS &amp; ACCUMULATED DEFICIT</b>	<b>3,798,658</b>	-	-	-	-	-	<b>3,798,658</b>
<b>UNRESTRICTED NET POSITION UTILIZED</b>							
Municipality/County Appropriation	-	-	-	-	-	-	-
Other	-	-	-	-	-	-	-
Total Unrestricted Net Position Utilized	-	-	-	-	-	-	-
<b>TOTAL NET APPROPRIATIONS</b>	<b>\$ 3,798,658</b>	<b>\$ -</b>	<b>\$ -</b>	<b>\$ -</b>	<b>\$ -</b>	<b>\$ -</b>	<b>\$ 3,798,658</b>

\* Miscellaneous line items may not exceed 5% of total operating appropriations shown below. If amount in miscellaneous is greater than the amount shown below, then the line item must be itemized above.

5% of Total Operating Appropriations	\$ 150,075.00	\$ -	\$ -	\$ -	\$ -	\$ -	\$ 150,075.00
--------------------------------------	---------------	------	------	------	------	------	---------------

Cost of Providing Services - Other (List)	FY 2021 Proposed	FY 2020 Proposed	\$ Increase/(Decrease)
			Proposed Vs. Current Year
Parking Tickets	\$ 1,500.00	\$ 2,000.00	\$ (500.00)
Payroll Processing Fees	19,000.00	25,000.00	(6,000.00)
Utilities	115,000.00	125,000.00	(10,000.00)
Auto Expense	5,000.00	9,000.00	(4,000.00)
Supplies	8,000.00	16,000.00	(8,000.00)
Equipment Repairs	7,000.00	14,000.00	(7,000.00)
Heating/AC Repairs	5,000.00	14,000.00	(9,000.00)
Landscaping	2,500.00	5,000.00	(2,500.00)
Plumbing Repairs	1,000.00	1,000.00	-
Electrical Repairs	10,000.00	30,000.00	(20,000.00)
Outside Labor - Building Repairs	5,000.00	6,000.00	(1,000.00)
Inspections	5,000.00	9,000.00	(4,000.00)
Service Contracts - Equipment	100,000.00	125,000.00	(25,000.00)
Snow Removal	30,000.00	1,000.00	29,000.00
Advertising	1,000.00	2,000.00	(1,000.00)
Postage/Office Expense	5,000.00	10,000.00	(5,000.00)
Insurance	200,000.00	200,000.00	-
Telephone	15,000.00	30,000.00	(15,000.00)
Legal Fees	45,000.00	50,000.00	(5,000.00)
Trustee Fees	23,000.00	23,000.00	-
Consulting Fees	170,000.00	65,000.00	105,000.00
Audit Fees	21,000.00	21,000.00	-
Bookkeeping Fees	26,000.00	26,000.00	-
Commissioner's Meeting Expenses	500.00	1,500.00	(1,000.00)
Travel, Conferences, Registration Fees	500.00	2,500.00	(2,000.00)
Bank Charges	1,600.00	2,000.00	(400.00)
Professional Development (Training)			-
Information Technology	18,000.00	35,000.00	(17,000.00)
Credit Card Fees	20,000.00	25,000.00	(5,000.00)
Membership Dues	500.00	500.00	-
<b>Total</b>	<b>\$ 861,100.00</b>	<b>\$ 875,500.00</b>	<b>\$ (14,400.00)</b>

# Debt Service Schedule - Principal

Parking Authority of the City of Trenton

If Authority has no debt, X this box

	Fiscal Year Ending in							Total Principal Outstanding	
	Adopted Budget Year 2020	Proposed Budget Year 2021	2022	2023	2024	2025	2026		Thereafter
<b>Parking Utility</b>									
Series 2013B	\$ 390,000	\$ 390,000	\$ 405,000	\$ 420,000	\$ 440,000	\$ 455,000	\$ 440,000	\$ 4,275,000	\$ 6,815,000
Series 2016	1,215,000	1,160,000	1,110,000	1,360,000	1,410,000	1,470,000	1,505,000	7,645,000	15,960,000
Type in Issue Name									
Type in Issue Name									
Total Principal	1,605,000	1,550,000	1,515,000	1,780,000	1,850,000	1,925,000	1,945,000	11,920,000	22,775,000
N/A									
Type in Issue Name									
Type in Issue Name									
Type in Issue Name									
Type in Issue Name									
Total Principal									
N/A									
Type in Issue Name									
Type in Issue Name									
Type in Issue Name									
Type in Issue Name									
Total Principal									
N/A									
Type in Issue Name									
Type in Issue Name									
Type in Issue Name									
Type in Issue Name									
Total Principal									
N/A									
Type in Issue Name									
Type in Issue Name									
Type in Issue Name									
Type in Issue Name									
Total Principal									
<b>TOTAL PRINCIPAL ALL OPERATIONS</b>	\$ 1,605,000	\$ 1,550,000	\$ 1,515,000	\$ 1,780,000	\$ 1,850,000	\$ 1,925,000	\$ 1,945,000	\$ 11,920,000	\$ 22,775,000

Indicate the Authority's most recent bond rating and the year of the rating by ratings service.

	Moody's	Fitch	Standard & Poor's
Bond Rating			
Year of Last Rating			

# Debt Service Schedule - Interest

Parking Authority of the City of Trenton

if Authority has no debt X this box

	Fiscal Year Ending in							Total Interest Payments Outstanding	
	Adopted Budget Year 2020	Proposed Budget Year 2021	2022	2023	2024	2025	2026		Thereafter
<i>Parking Utility</i>									
Series 2013B	\$ 214,064	\$ 205,919	\$ 150,834	\$ 186,250	\$ 174,425	\$ 161,550	\$ 148,125	\$ 609,300	\$ 1,682,403
Series 2016	583,064	536,628	483,179	437,505	384,654	329,367	296,923	797,551	3,270,807
Type in Issue Name									
Type in Issue Name									
Total Interest Payments	797,158	742,547	635,013	623,755	551,079	490,917	445,048	1,406,852	4,953,210
N/A									
Type in Issue Name									
Type in Issue Name									
Type in Issue Name									
Type in Issue Name									
Total Interest Payments									
N/A									
Type in Issue Name									
Type in Issue Name									
Type in Issue Name									
Type in Issue Name									
Total Interest Payments									
N/A									
Type in Issue Name									
Type in Issue Name									
Type in Issue Name									
Type in Issue Name									
Total Interest Payments									
N/A									
Type in Issue Name									
Type in Issue Name									
Type in Issue Name									
Type in Issue Name									
Total Interest Payments	797,158	742,547	635,013	623,755	559,079	490,917	445,048	1,406,852	4,953,210
<b>TOTAL INTEREST ALL OPERATIONS</b>									

# Net Position Reconciliation

Parking Authority of the City of Trenton

For the Period July 1, 2020 to June 30, 2021

## FY 2021 Proposed Budget

	Parking Utility	N/A	N/A	N/A	N/A	N/A	Total All Operations
<b>TOTAL NET POSITION BEGINNING OF LATEST AUDIT REPORT YEAR(1)</b>	\$ 2,699,450						\$ 2,699,450
Less: Invested in-Capital Assets, Net of Related Debt (1)	-						-
Less: Restricted for Debt Service Reserve (1)	4,181,858						4,181,858
Less: Other Restricted Net Position (1)	39,303						39,303
Total Unrestricted Net Position (1)	(1,521,711)						(1,521,711)
Less: Designated for Non-Operating Improvements & Repairs							-
Less: Designated for Rate Stabilization							-
Less: Other Designated by Resolution							-
Plus: Accrued Unfunded Pension Liability (1)	579,480						579,480
Plus: Accrued Unfunded Other Post-Employment Benefit Liability (1)	1,473,558						1,473,558
Plus: Estimated Income (Loss) on Current Year Operations (2)	-						-
Plus: Other Adjustments (attach schedule)							-
<b>UNRESTRICTED NET POSITION AVAILABLE FOR USE IN PROPOSED BUDGET</b>	531,327						531,327
Unrestricted Net Position Utilized to Balance Proposed Budget	510,647						510,647
Unrestricted Net Position Utilized in Proposed Capital Budget	-						-
Appropriation to Municipality/County (3)	-						-
Total Unrestricted Net Position Utilized in Proposed Budget	510,647						510,647
<b>PROJECTED UNRESTRICTED UNDESIGNATED NET POSITION AT END OF YEAR</b>							
Last issued Audit Report (4)	\$ 20,680	\$ -	\$ -	\$ -	\$ -	\$ -	\$ 20,680

(1) Total of all operations for this line item must agree to audited financial statements.

(2) Include budgeted and unbudgeted use of unrestricted net position in the current year's operations.

(3) Amount may not exceed 5% of total operating appropriations. See calculation below.

Maximum Allowable Appropriation to Municipality/County \$ 151,805 \$ - \$ - \$ - \$ - \$ - \$ 151,805

(4) If Authority is projecting a deficit for any operation at the end of the budget period, the Authority must attach a statement explaining its plan to reduce the deficit, including the timeline for elimination of the deficit, if not already detailed in the budget narrative section.

2020 (2020-2021)  
Parking Authority of  
the City of Trenton  
(Name)

AUTHORITY  
CAPITAL  
BUDGET/  
PROGRAM



# 2019 CERTIFICATION OF AUTHORITY CAPITAL BUDGET/PROGRAM

## Parking Authority of the City of Trenton (Name)

**FISCAL YEAR:** FROM: July 1, 2020 TO: June 30, 2021

[ X ]

It is hereby certified that the Authority Capital Budget/Program annexed hereto is a true copy of the Capital Budget/Program approved, pursuant to N.J.A.C. 5:31-2.2, along with the Annual Budget, by the governing body of the Parking Authority of the City of Trenton, on the 10th day of December, 2020.

**OR**

[ ]

It is hereby certified that the governing body of the Authority have elected **NOT** to adopt a Capital Budget /Program for the aforesaid fiscal year, pursuant to N.J.A.C. 5:31-2.2 for the following reason(s):

---



---



---

<b>Officer's Signature:</b>			
<b>Name:</b>	William Watson		
<b>Title:</b>	Chairman		
<b>Address:</b>	16 E. Hanover Street Trenton, NJ 08608		
<b>Phone Number:</b>	609-393-3469	<b>Fax Number:</b>	609-393-2032
<b>E-mail address</b>	trentonparkingph@aol.com		

# 2020 (2020-2021) CAPITAL BUDGET/PROGRAM MESSAGE

## Parking Authority of the City of Trenton (Name)

FISCAL YEAR: FROM: July 1, 2020 TO: June 30, 2021

1. Has each municipality or county affected by the actions of the authority participated in the development of the capital plan and reviewed or approved the plans or projects included within the Capital Budget/Program (This may include the governing body or certain officials such as planning boards, Construction Code Officials) as to these Projects?

*No – The City of Trenton did not participate in the development of the capital plan.*

2. Has each capital project/project financing been developed from a specific capital improvement plan or report; does it include full lifecycle costs; and is it consistent with appropriate elements of Master Plans or other plans in the jurisdiction(s) served by the authority?

*Yes.*

3. Has a long-term (5 years or more) infrastructure needs and other capital items (Vehicles, Equipment) needs assessment been prepared?

*No.*

4. If amounts are on Page CB-3 in the column Debt Authorizations. Indicate the primary source of funding the debt service for the Debt Authorizations (Example Rate Increases Funding or Other sources)

*Not applicable – Current year funding anticipated from renewal and replacement reserve accounts.*

5. Please indicate which capital projects/project financings are being undertaken in the Metropolitan or Suburban Planning Areas as defined in the State Development and Redevelopment Plan.

*All are in Trenton, New Jersey which is a metropolitan area.*

6. Please indicate which capital projects/project financings are being undertaken within the boundary of a State Planning Commission-designated Center and/or Endorsed Plan and if the project was included in the Plan Implementation Agenda for that Center/Endorsed Plan.

*All are in Trenton, New Jersey which is an urban center. No projects are included in the plan implementation agenda.*

*Add additional sheets if necessary.*

# Proposed Capital Budget

## Parking Authority of the City of Trenton

For the Period July 1, 2020 to June 30, 2021

	Estimated Total Cost	Funding Sources			
		Unrestricted Net Position Utilized	Renewal & Replacement Reserve	Debt Authorization	Capital Grants Other Sources
<b>Parking Utility</b>					
Broad & Front - Maintenance Repair	\$ -	\$ -	\$ -	\$ -	\$ -
Warren - Maintenance Repair	32,500	-	32,500	-	-
Warren - Facility Enhancement	-	-	-	-	-
Warren - Emergency Repair	42,500	-	42,500	-	-
<b>Total</b>	<b>75,000</b>	<b>-</b>	<b>75,000</b>	<b>-</b>	<b>-</b>
<b>N/A</b>					
Liberty - Maintenance Repair	-	\$ -	-	\$ -	-
Liberty - Facility Enhancement	-	-	-	-	-
Liberty - Emergency Repair	-	-	-	-	-
Lafayette - Maintenance Repair	-	-	-	-	-
<b>Total</b>	<b>-</b>	<b>-</b>	<b>-</b>	<b>-</b>	<b>-</b>
<b>N/A</b>					
Lafayette - Facility Enhancement	-	\$ -	-	\$ -	-
Lafayette - Emergency Repair	-	-	-	-	-
Merchant - Maintenance Repair	-	-	-	-	-
Merchant - Emergency Repair	-	-	-	-	-
<b>Total</b>	<b>-</b>	<b>-</b>	<b>-</b>	<b>-</b>	<b>-</b>
<b>N/A</b>					
Type in Description	-				
Type in Description	-				
Type in Description	-				
Type in Description	-				
<b>Total</b>	<b>-</b>	<b>-</b>	<b>-</b>	<b>-</b>	<b>-</b>
<b>N/A</b>					
Type in Description	-				
Type in Description	-				
Type in Description	-				
Type in Description	-				
<b>Total</b>	<b>-</b>	<b>-</b>	<b>-</b>	<b>-</b>	<b>-</b>
<b>N/A</b>					
Type in Description	-				
Type in Description	-				
Type in Description	-				
Type in Description	-				
<b>Total</b>	<b>-</b>	<b>-</b>	<b>-</b>	<b>-</b>	<b>-</b>
<b>TOTAL PROPOSED CAPITAL BUDGET</b>	<b>\$ 75,000</b>	<b>\$ -</b>	<b>\$ 75,000</b>	<b>\$ -</b>	<b>\$ -</b>

Enter brief description of up to four projects for each operation above. For operations with more than four budgeted projects, please attach additional schedules. Input total amount of all projects for the operation on single line and enter "See Attached Schedule" instead of project description.

## 5 Year Capital Improvement Plan

### Parking Authority of the City of Trenton

For the Period July 1, 2020 to June 30, 2021

*Fiscal Year Beginning in*

	Estimated Total Cost	Current Budget					
		Year 2021	2022	2023	2024	2025	2026
<b>Parking Utility</b>							
Broad & Front - Maintenance Repa	\$ 125,000	\$ -	\$ 25,000	\$ 25,000	\$ 25,000	\$ 25,000	\$ 25,000
Warren - Maintenance Repair	245,000	32,500	42,500	42,500	42,500	42,500	42,500
Warren - Facility Enhancement	1,269,000	-	-	400,000	-	-	869,000
Warren - Emergency Repair	255,000	42,500	42,500	42,500	42,500	42,500	42,500
<b>Total</b>	<b>1,894,000</b>	<b>75,000</b>	<b>110,000</b>	<b>510,000</b>	<b>110,000</b>	<b>110,000</b>	<b>979,000</b>
<b>N/A</b>							
Liberty - Maintenance Repair	315,000	-	\$ 63,000	\$ 63,000	\$ 63,000	\$ 63,000	\$ 63,000
Liberty - Facility Enhancement	1,374,000	-	1,374,000	-	-	-	-
Liberty - Emergency Repair	315,000	-	63,000	63,000	63,000	63,000	63,000
Lafayette - Maintenance Repair	300,000	-	00,000	00,000	00,000	00,000	00,000
<b>Total</b>	<b>2,304,000</b>	<b>-</b>	<b>1,560,000</b>	<b>186,000</b>	<b>186,000</b>	<b>186,000</b>	<b>186,000</b>
<b>N/A</b>							
Lafayette - Facility Enhancement	1,380,000	-	\$ -	\$ 1,380,000	\$ -	\$ -	\$ -
Lafayette - Emergency Repair	275,000	-	35,000	60,000	60,000	60,000	60,000
Merchant - Maintenance Repair	62,500	-	12,500	12,500	12,500	12,500	12,500
Merchant - Emergency Repair	62,500	-	12,500	12,500	12,500	12,500	12,500
<b>Total</b>	<b>1,780,000</b>	<b>-</b>	<b>60,000</b>	<b>1,465,000</b>	<b>85,000</b>	<b>85,000</b>	<b>85,000</b>
<b>N/A</b>							
Type in Description	-	-	-	-	-	-	-
Type in Description	-	-	-	-	-	-	-
Type in Description	-	-	-	-	-	-	-
Type in Description	-	-	-	-	-	-	-
<b>Total</b>	<b>-</b>	<b>-</b>	<b>-</b>	<b>-</b>	<b>-</b>	<b>-</b>	<b>-</b>
<b>N/A</b>							
Type in Description	-	-	-	-	-	-	-
Type in Description	-	-	-	-	-	-	-
Type in Description	-	-	-	-	-	-	-
Type in Description	-	-	-	-	-	-	-
<b>Total</b>	<b>-</b>	<b>-</b>	<b>-</b>	<b>-</b>	<b>-</b>	<b>-</b>	<b>-</b>
<b>N/A</b>							
Type in Description	-	-	-	-	-	-	-
Type in Description	-	-	-	-	-	-	-
Type in Description	-	-	-	-	-	-	-
Type in Description	-	-	-	-	-	-	-
<b>Total</b>	<b>-</b>	<b>-</b>	<b>-</b>	<b>-</b>	<b>-</b>	<b>-</b>	<b>-</b>
<b>TOTAL</b>	<b>\$ 5,978,000</b>	<b>\$ 75,000</b>	<b>\$ 1,730,000</b>	<b>\$ 2,161,000</b>	<b>\$ 381,000</b>	<b>\$ 381,000</b>	<b>\$ 1,250,000</b>

Project descriptions entered on Page CB-3 will carry forward to Pages CB-4 and CB-5. No need to re-enter project descriptions above.

## 5 Year Capital Improvement Plan Funding Sources

### Parking Authority of the City of Trenton

For the Period July 1, 2020 to June 30, 2021

	Estimated Total Cost	<i>Funding Sources</i>			
		Unrestricted Net Position Utilized	Renewal & Replacement Reserve	Debt Authorization	Capital Grants Other Sources
<b>Parking Utility</b>					
Broad & Front - Maintenance Repair	\$ 125,000	\$ -	\$ -	\$ 125,000	\$ -
Warren - Maintenance Repair	245,000	-	32,500	212,500	-
Warren - Facility Enhancement	1,269,000	-	-	1,269,000	-
Warren - Emergency Repair	255,000	-	42,500	212,500	-
<b>Total</b>	<b>1,894,000</b>	<b>-</b>	<b>75,000</b>	<b>1,819,000</b>	<b>-</b>
<b>N/A</b>					
Liberty - Maintenance Repair	315,000	\$ -	\$ -	\$ 315,000	\$ -
Liberty - Facility Enhancement	1,374,000	-	-	1,374,000	-
Liberty - Emergency Repair	315,000	-	-	315,000	-
Lafayette - Maintenance Repair	300,000	-	-	300,000	-
<b>Total</b>	<b>2,304,000</b>	<b>-</b>	<b>-</b>	<b>2,304,000</b>	<b>-</b>
<b>N/A</b>					
Lafayette - Facility Enhancement	1,380,000	\$ -	\$ -	\$ 1,380,000	\$ -
Lafayette - Emergency Repair	275,000	-	-	275,000	-
Merchant - Maintenance Repair	62,500	-	-	62,500	-
Merchant - Emergency Repair	62,500	-	-	62,500	-
<b>Total</b>	<b>1,780,000</b>	<b>-</b>	<b>-</b>	<b>1,780,000</b>	<b>-</b>
<b>N/A</b>					
Type in Description	-				
Type in Description	-				
Type in Description	-				
Type in Description	-				
<b>Total</b>	<b>-</b>	<b>-</b>	<b>-</b>	<b>-</b>	<b>-</b>
<b>N/A</b>					
Type in Description	-				
Type in Description	-				
Type in Description	-				
Type in Description	-				
<b>Total</b>	<b>-</b>	<b>-</b>	<b>-</b>	<b>-</b>	<b>-</b>
<b>N/A</b>					
Type in Description	-				
Type in Description	-				
Type in Description	-				
Type in Description	-				
<b>Total</b>	<b>-</b>	<b>-</b>	<b>-</b>	<b>-</b>	<b>-</b>
<b>TOTAL</b>	<b>\$ 5,978,000</b>	<b>\$ -</b>	<b>\$ 75,000</b>	<b>\$ 5,903,000</b>	<b>\$ -</b>
Total 5 Year Plan per CB-4	<b>\$ 5,978,000</b>				
Balance check		- If amount is other than zero, verify that projects listed above match projects listed on CB-4.			

Project descriptions entered on Page CB-3 will carry forward to Pages CB-4 and CB-5. No need to re-enter project descriptions above.